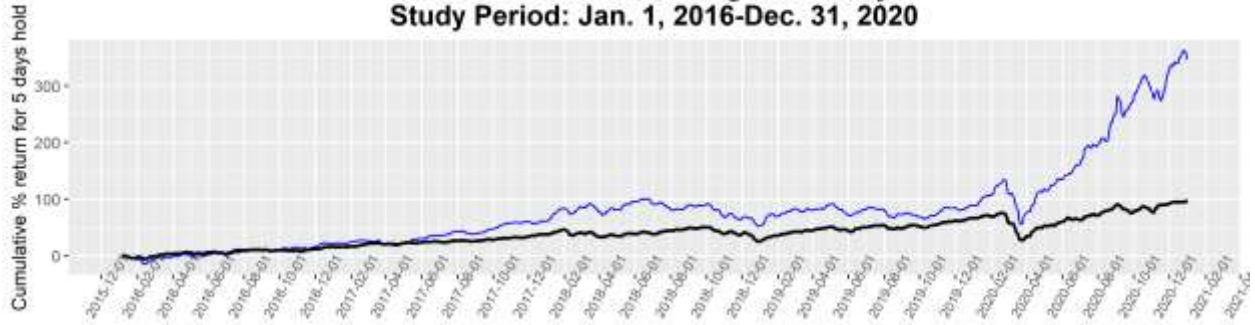


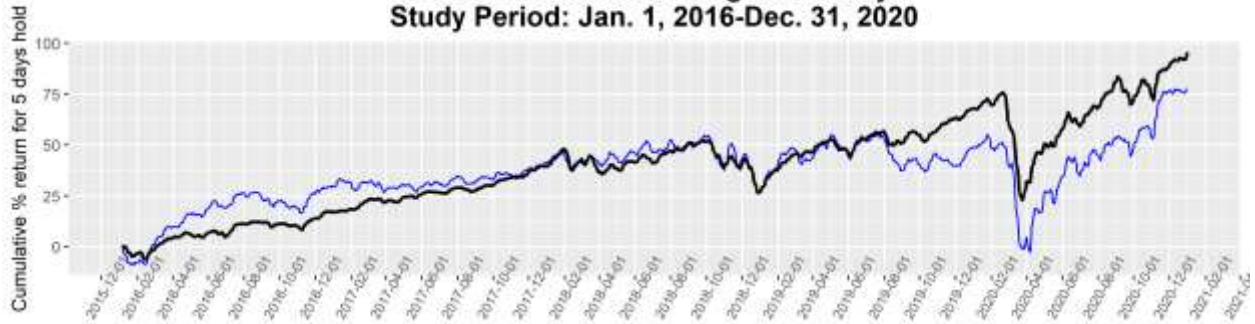
ZZAlpha recommendations results graphs 5 year 2016-2020

Cumulative Returns for BigCap100 Recommendations and Benchmark OEF
5 recommendations Long Hold 5 days
Study Period: Jan. 1, 2016-Dec. 31, 2020



Cumulative return for all recommended stocks for that day
Recommendations: 347 % Benchmark: 99 %
5 recommendations (blue); Benchmark OEF (black)
Copyright 2021 ZZAlpha LTD.

Cumulative Returns for SP500 Recommendations and Benchmark SPY
5 recommendations Long Hold 5 days
Study Period: Jan. 1, 2016-Dec. 31, 2020



Cumulative return for all recommended stocks for that day
Recommendations: 77 % Benchmark: 95 %
5 recommendations (blue); Benchmark SPY (black)
Copyright 2021 ZZAlpha LTD.

Cumulative Returns for SPMid400 Recommendations and Benchmark IJH
5 recommendations Long Hold 5 days
Study Period: Jan. 1, 2016-Dec. 31, 2020



Cumulative return for all recommended stocks for that day
 Recommendations: 124 % Benchmark: 75 %
 5 recommendations (blue); Benchmark IJH (black)
 Copyright 2021 ZZAlpha LTD.

Cumulative Returns for SPSm600 Recommendations and Benchmark IJR
5 recommendations Long Hold 5 days
Study Period: Jan. 1, 2016-Dec. 31, 2020



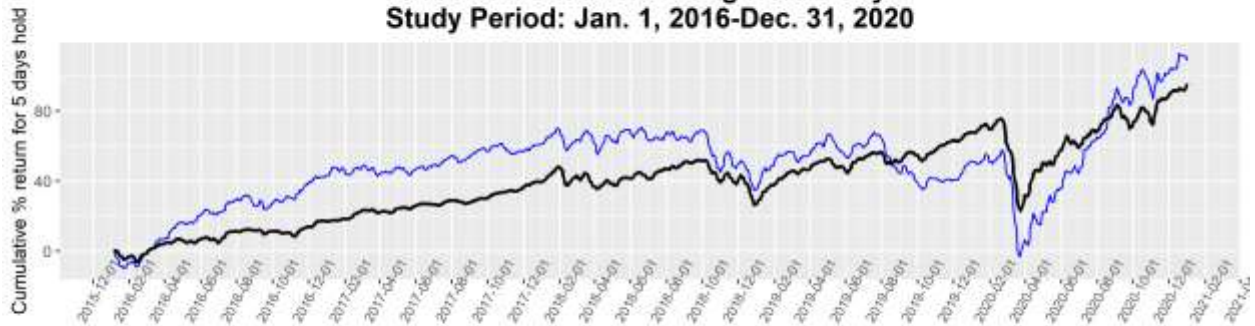
Cumulative return for all recommended stocks for that day
 Recommendations: 230 % Benchmark: 78 %
 5 recommendations (blue); Benchmark IJR (black)
 Copyright 2021 ZZAlpha LTD.

Cumulative Returns for AllCap Recommendations and Benchmark IWW
5 recommendations Long Hold 5 days
Study Period: Jan. 1, 2016-Dec. 31, 2020



Cumulative return for all recommended stocks for that day
 Recommendations: 161 % Benchmark: 98 %
 5 recommendations (blue); Benchmark IWW (black)
 Copyright 2021 ZZAlpha LTD.

Cumulative Returns for Big500 Recommendations and Benchmark SPY
5 recommendations Long Hold 5 days
Study Period: Jan. 1, 2016-Dec. 31, 2020



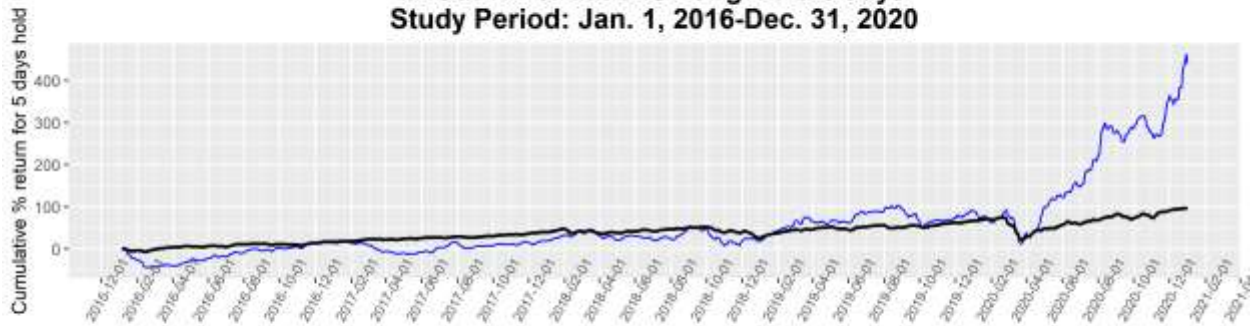
Cumulative return for all recommended stocks for that day
 Recommendations: 108 % Benchmark: 95 %
 5 recommendations (blue); Benchmark SPY (black)
 Copyright 2021 ZZAlpha LTD.

Cumulative Returns for Very_High_Liquidity Recommendations and Benchmark OEF
5 recommendations Long Hold 5 days
Study Period: Jan. 1, 2016-Dec. 31, 2020



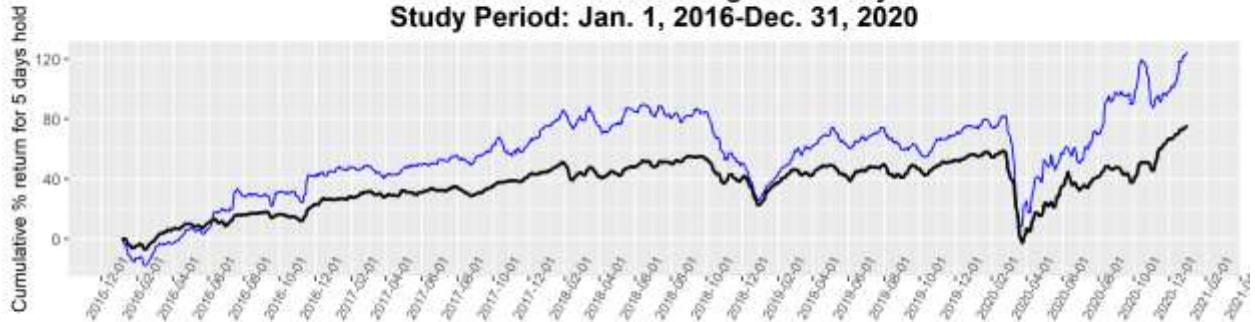
Cumulative return for all recommended stocks for that day
 Recommendations: 192 % Benchmark: 99 %
 5 recommendations (blue); Benchmark OEF (black)
 Copyright 2021 ZZAAlpha LTD.

Cumulative Returns for High_Liquidity Recommendations and Benchmark IWB
5 recommendations Long Hold 5 days
Study Period: Jan. 1, 2016-Dec. 31, 2020



Cumulative return for all recommended stocks for that day
 Recommendations: 439 % Benchmark: 99 %
 5 recommendations (blue); Benchmark IWB (black)
 Copyright 2021 ZZAAlpha LTD.

Cumulative Returns for Mid_Hi_Liquidity Recommendations and Benchmark IJH
5 recommendations Long Hold 5 days
Study Period: Jan. 1, 2016-Dec. 31, 2020



Cumulative return for all recommended stocks for that day
 Recommendations: 124 % Benchmark: 75 %
 5 recommendations (blue); Benchmark IJH (black)
 Copyright 2021 ZAlpha LTD.

Cumulative Returns for Mid_Liquidity Recommendations and Benchmark IJH
5 recommendations Long Hold 5 days
Study Period: Jan. 1, 2016-Dec. 31, 2020



Cumulative return for all recommended stocks for that day
 Recommendations: 120 % Benchmark: 75 %
 5 recommendations (blue); Benchmark IJH (black)
 Copyright 2021 ZAlpha LTD.

Cumulative Returns for Low_Liquidity Recommendations and Benchmark IJR
5 recommendations Long Hold 5 days
Study Period: Jan. 1, 2016-Dec. 31, 2020



Cumulative return for all recommended stocks for that day
 Recommendations: 238 % Benchmark: 78 %
 5 recommendations (blue); Benchmark IJR (black)
 Copyright 2021 ZZAlpha LTD.

Cumulative Returns for Cap_2_250m Recommendations and Benchmark IJR
5 recommendations Long Hold 5 days
Study Period: Jan. 1, 2016-Dec. 31, 2020



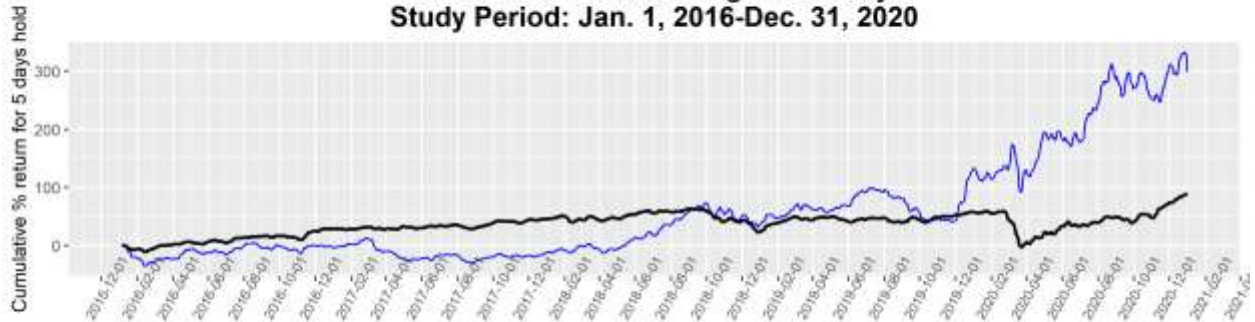
Cumulative return for all recommended stocks for that day
 Recommendations: 172 % Benchmark: 78 %
 5 recommendations (blue); Benchmark IJR (black)
 Copyright 2021 ZZAlpha LTD.

Cumulative Returns for Cap_250_1000m Recommendations and Benchmark IJR
5 recommendations Long Hold 5 days
Study Period: Jan. 1, 2016-Dec. 31, 2020



Cumulative return for all recommended stocks for that day
 Recommendations: 94 % Benchmark: 78 %
 5 recommendations (blue); Benchmark IJR (black)
 Copyright 2021 ZZAlpha LTD.

Cumulative Returns for Cap_1B_to_5B Recommendations and Benchmark IWM
5 recommendations Long Hold 5 days
Study Period: Jan. 1, 2016-Dec. 31, 2020



Cumulative return for all recommended stocks for that day
 Recommendations: 298 % Benchmark: 87 %
 5 recommendations (blue); Benchmark IWM (black)
 Copyright 2021 ZZAlpha LTD.

Cumulative Returns for Cap_over5B Recommendations and Benchmark IWB
5 recommendations Long Hold 5 days
Study Period: Jan. 1, 2016-Dec. 31, 2020



Cumulative return for all recommended stocks for that day
Recommendations: 365 % Benchmark: 99 %
5 recommendations (blue); Benchmark IWB (black)
Copyright 2021 ZZAAlpha LTD.