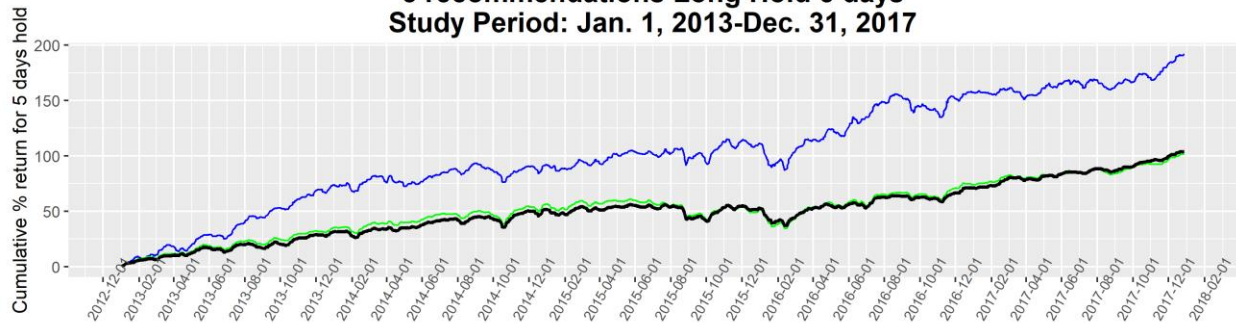
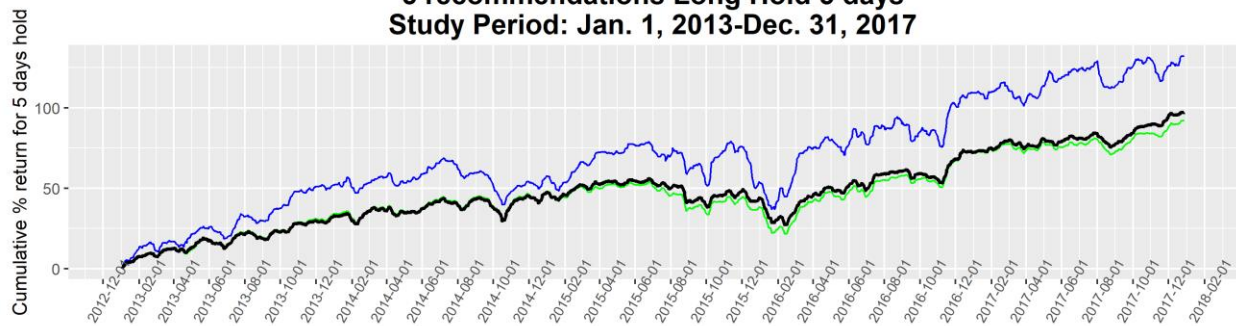


**Cumulative Returns for SP500 Recommendations, Group and Benchmark SPY
5 recommendations Long Hold 5 days
Study Period: Jan. 1, 2013-Dec. 31, 2017**



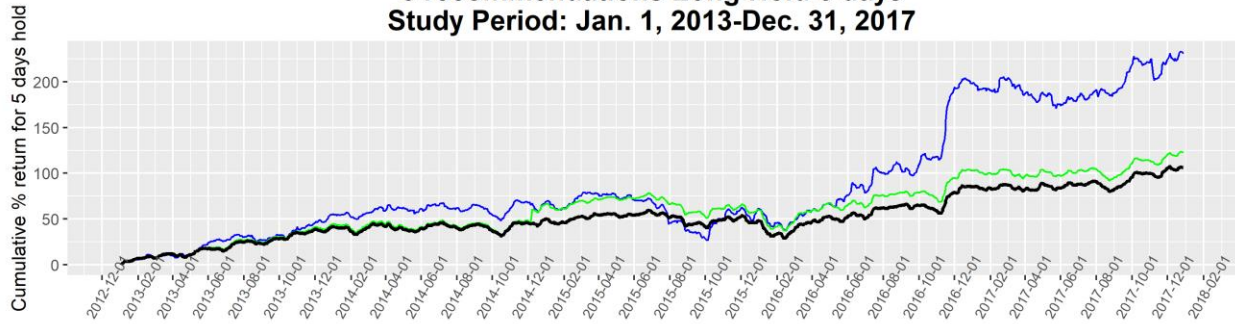
Cumulative return for all recommended stocks for that day
 Recommendations: 192 % SP500 Unweighted Sector : 101 % Benchmark: 103 %
 5 recommendations (blue); SP500 Unweighted Sector (green); Benchmark SPY (black)
 Copyright 2018 ZAlpha LTD.

**Cumulative Returns for SPMid400 Recommendations, Group and Benchmark IJH
5 recommendations Long Hold 5 days
Study Period: Jan. 1, 2013-Dec. 31, 2017**



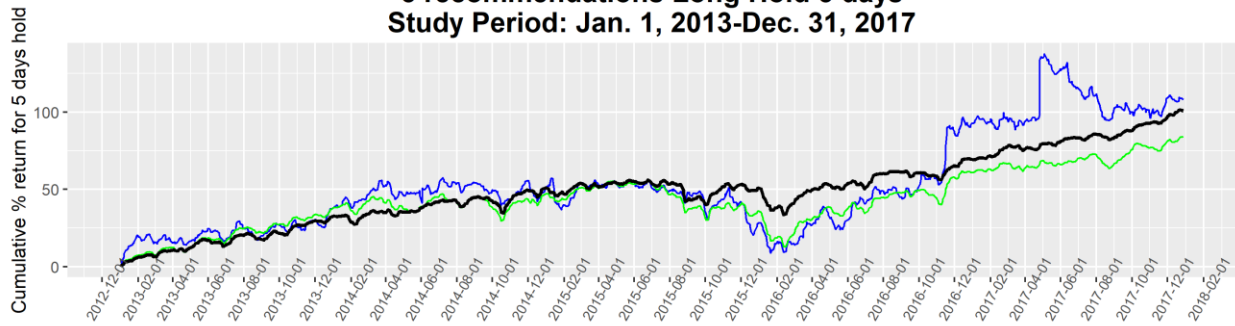
Cumulative return for all recommended stocks for that day
 Recommendations: 132 % SPMid400 Unweighted Sector : 92 % Benchmark: 97 %
 5 recommendations (blue); SPMid400 Unweighted Sector (green); Benchmark IJH (black)
 Copyright 2018 ZAlpha LTD.

Cumulative Returns for SPSm600 Recommendations, Group and Benchmark IJR
5 recommendations Long Hold 5 days
Study Period: Jan. 1, 2013-Dec. 31, 2017



Cumulative return for all recommended stocks for that day
 Recommendations: 232 % SPSm600 Unweighted Sector : 123 % Benchmark: 106 %
 5 recommendations (blue); SPSm600 Unweighted Sector (green); Benchmark IJR (black)
 Copyright 2018 ZZAlpha LTD.

Cumulative Returns for AllCap Recommendations, Group and Benchmark IWV
5 recommendations Long Hold 5 days
Study Period: Jan. 1, 2013-Dec. 31, 2017



Cumulative return for all recommended stocks for that day
 Recommendations: 108 % AllCap Unweighted Sector : 84 % Benchmark: 100 %
 5 recommendations (blue); AllCap Unweighted Sector (green); Benchmark IWV (black)
 Copyright 2018 ZZAlpha LTD.